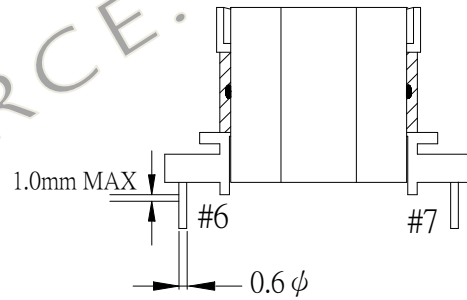
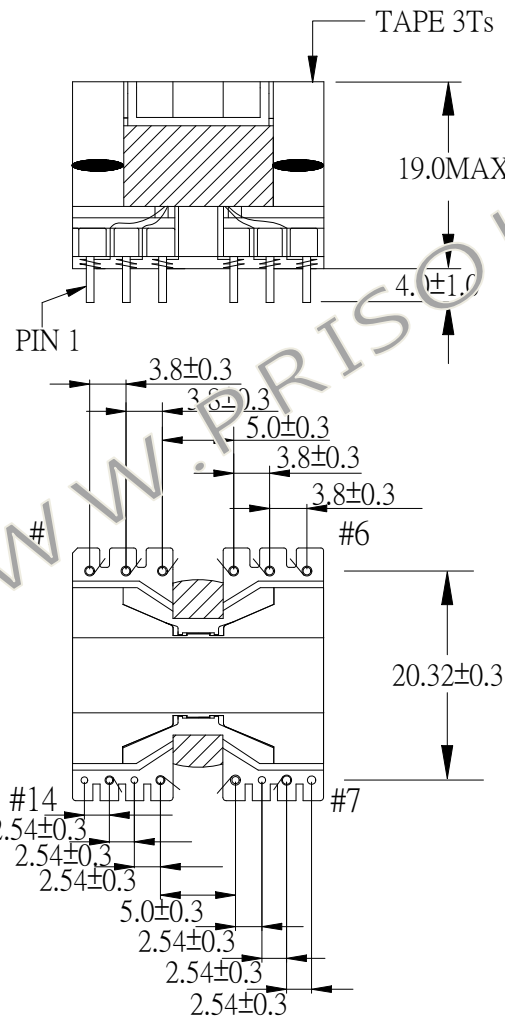
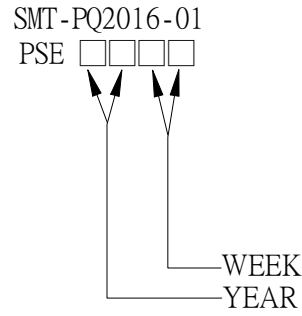
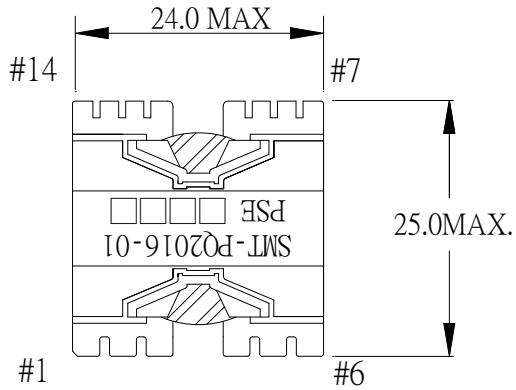


1. MECHANICAL & ASSEMBLY :



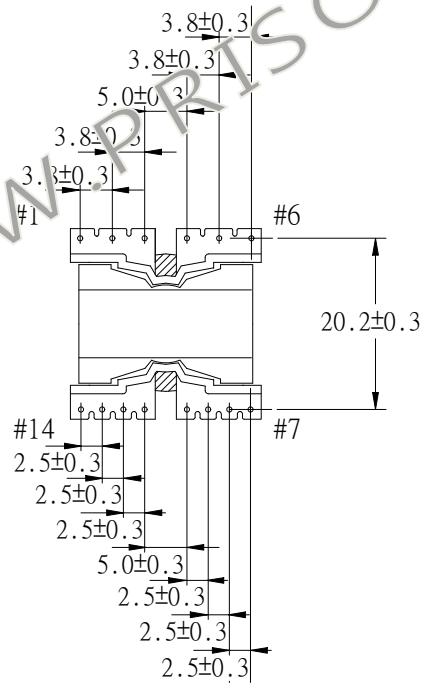
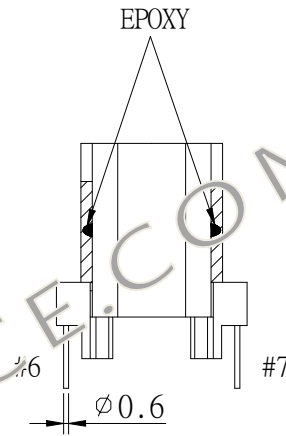
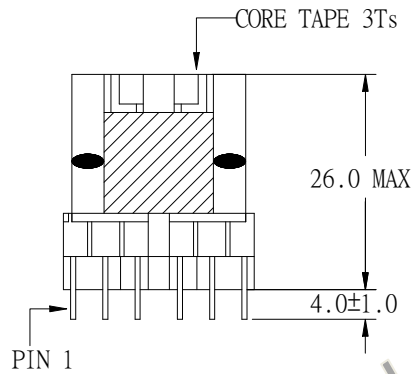
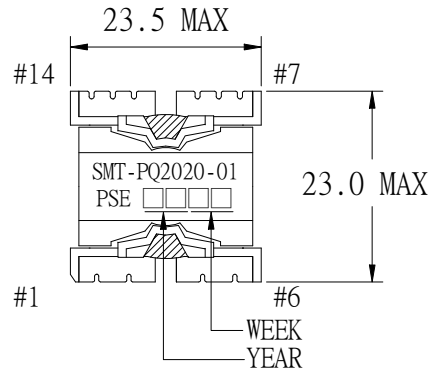
NOTE:

1. EPOXY FIXED BETWEEN CORE & CORE (TTL: 4 POINTS). EPOXY FIXED TOP OF BOBBIN & CORE. (ONE POINT)
2. SOLDER POINT CAN BE OVER STAND OFF 1.0 mm MAX

UNIT : mm

REPORT BY	CHECK BY	APPROVED BY	CUSTOMER :	DATE	
			PART NO : SMT-PQ2016-01	REV	
			ISSUE NO : 81P-15002	PAGE	4 - 1

# 1. MECHANICAL & ASSEMBLY :



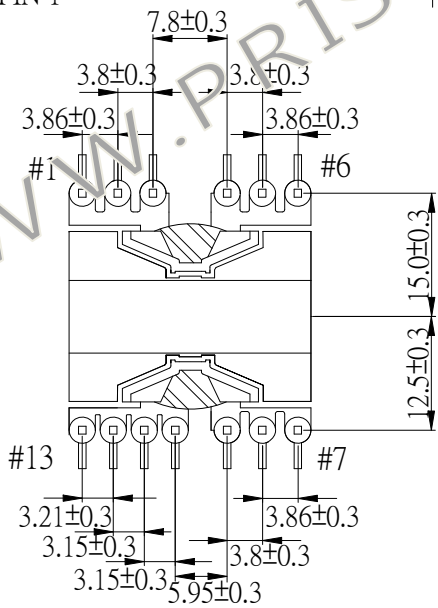
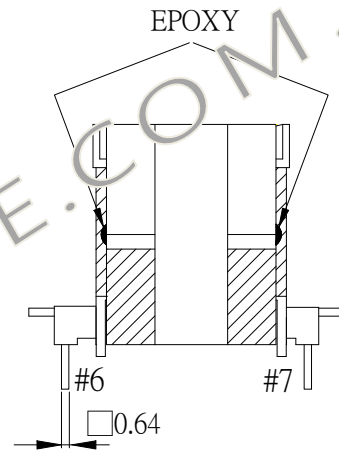
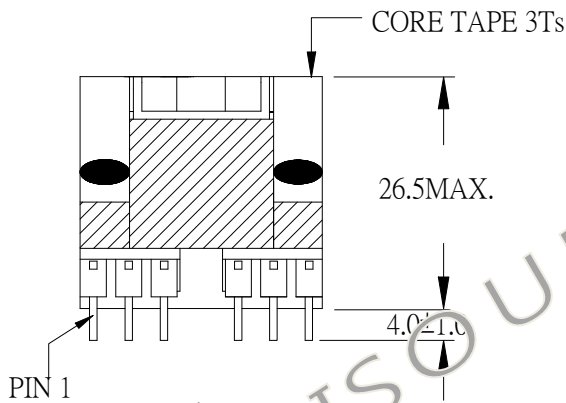
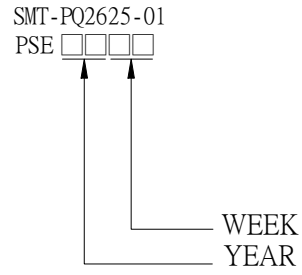
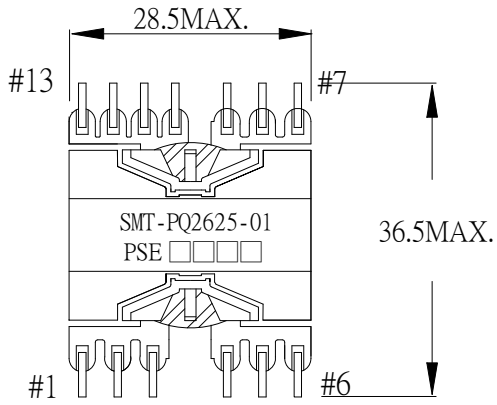
**NOTE:**

1. EPOXY FIXED BETWEEN CORE & CORE (TTL: 4 POINTS) EPOXY FIXED TOP OF BOBBIN & CORE. (ONE POINT).

UNIT: mm

REPORT BY	CHECK BY	APPROVED BY	CUSTOMER :	DATE	
			PART NO : SMT-PQ2020-01	REV NO.	
			ISSUE NO : 54P-15004	PAGE	4 - 1

# 1. MECHANICAL & ASSEMBLY :



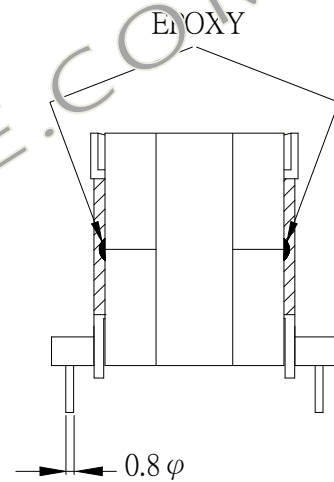
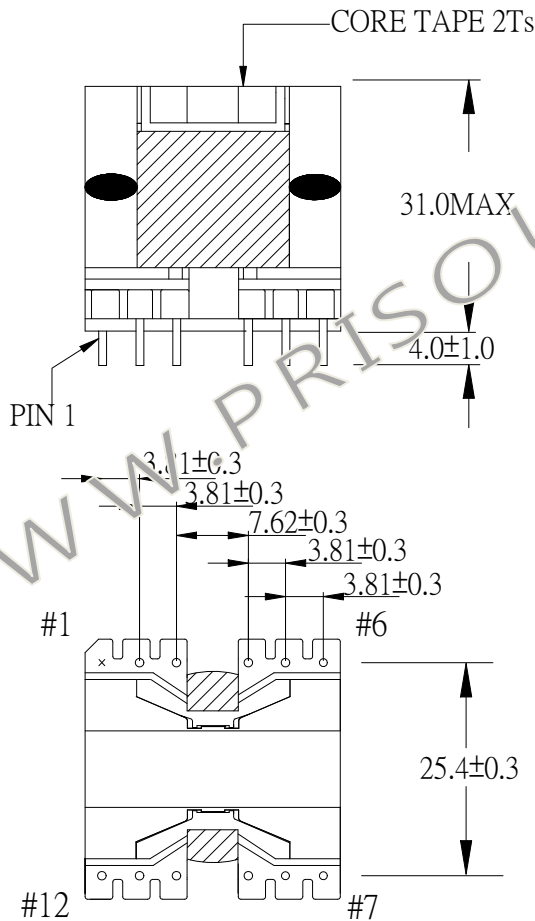
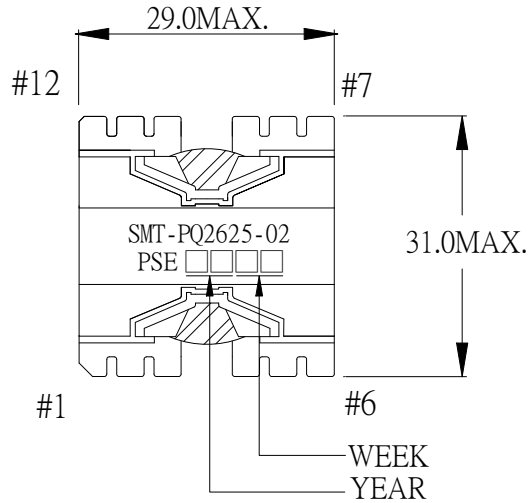
## NOTE:

1. EPOXY FIXED BETWEEN CORE & CORE (TTL: 4 POINTS). EPOXY FIXED TOP OF BOBBIN & CORE.(ONE POINT)
2. ADHESIVE KE-45W ON CORE CENTER LEG(ONE POINT)

UNIT : mm

REPORT BY	CHECK BY	APPROVED BY	CUSTOMER :	DATE	'
			PART NO : SMT-PQ2625-01	REV NO.	
			ISSUE NO : 82P-14011	PAGE	4 - 1

1. MECHANICAL & ASSEMBLY :



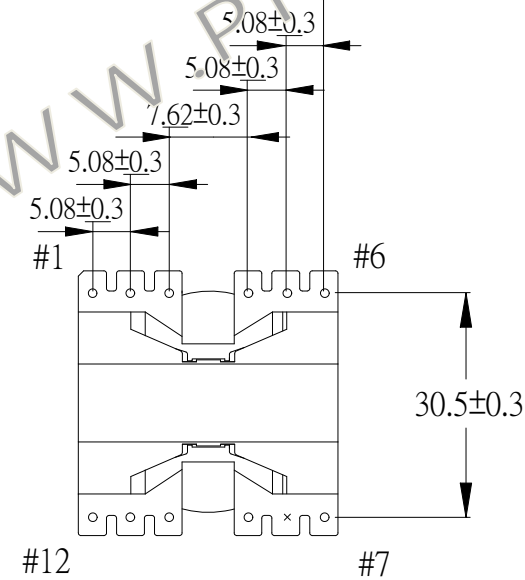
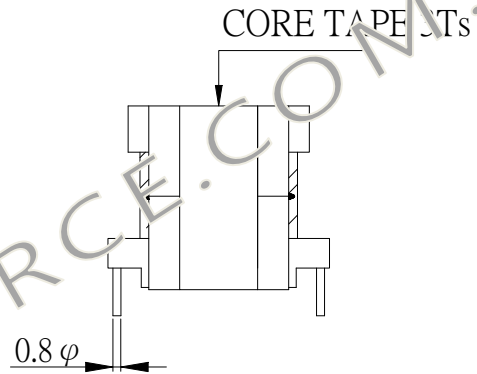
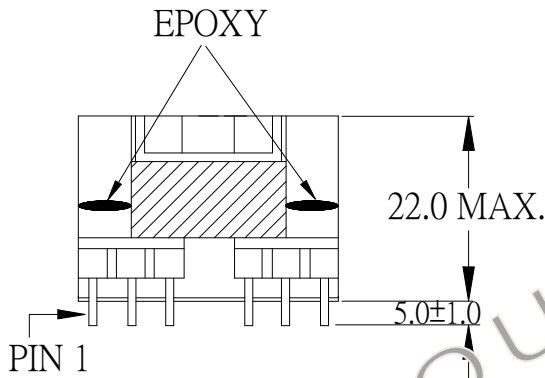
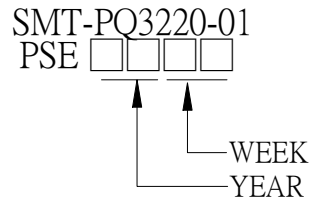
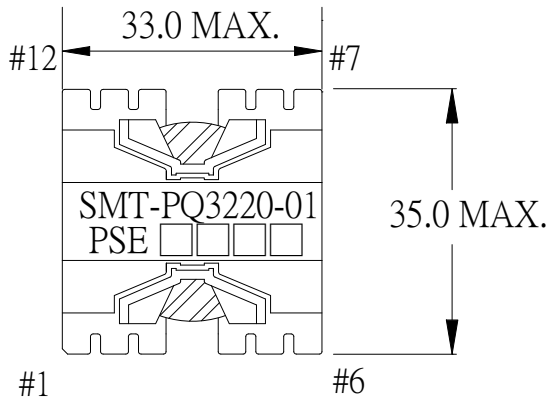
NOTE:

1. EPOXY FIXED BETWEEN CORE & CORE (TTL: 4 POINTS). EPOXY FIXED TOP OF BOBBIN & CORE. (ONE POINT).
2. PIN 1 NO

UNIT : mm

REPORT BY	CHECK BY	APPROVED BY	CUSTOMER :	DATE	
			PART NO : SMT-PQ2625-02	REV	
			ISSUE NO : 83P-15012	PAGE	4 - 1

# 1. MECHANICAL & ASSEMBLY :



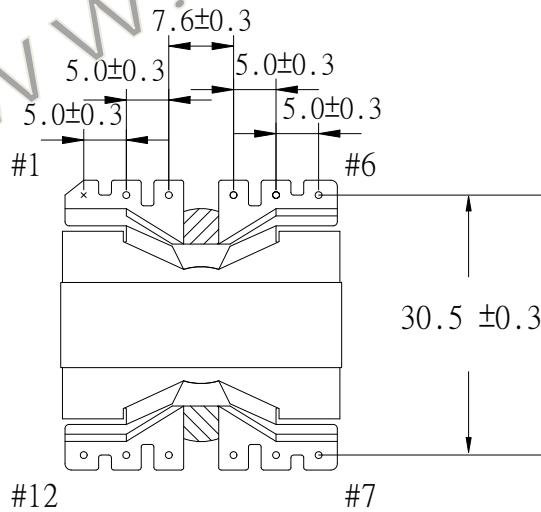
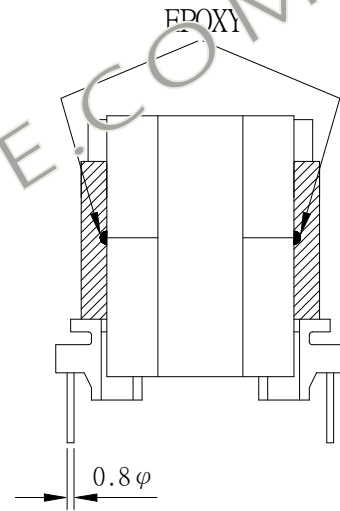
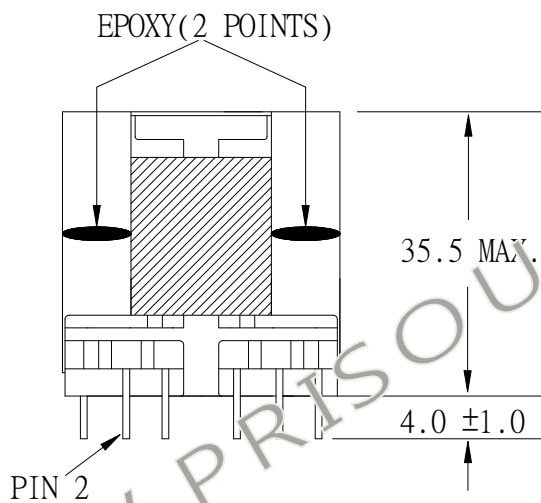
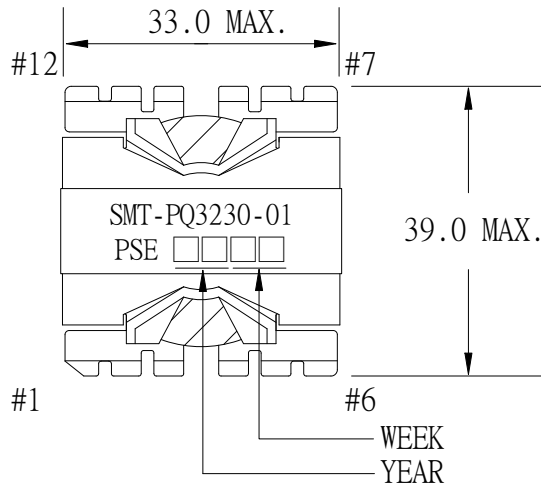
## NOTE:

1. PIN 8 NO
2. EPOXY FIXED BETWEEN CORE & CORE (TTL:4 POINTS) ADHESIVE KE-45W ON CORE CENTER LEG(ONE POINT) ADHESIVE 6020H FIXED BETWEEN CORE & CORE (TTL:1 POINTS)
3. NOT dipped in varnish

UNIT : m/m

REPORT BY	CHECK BY	APPROVED BY	CUSTOMER :	DATE	
			PART NO : SMT-PQ3220-01	REV NO.	
			ISSUE NO : 82P-13019	PAGE	4 - 1

# 1. MECHANICAL & ASSEMBLY :



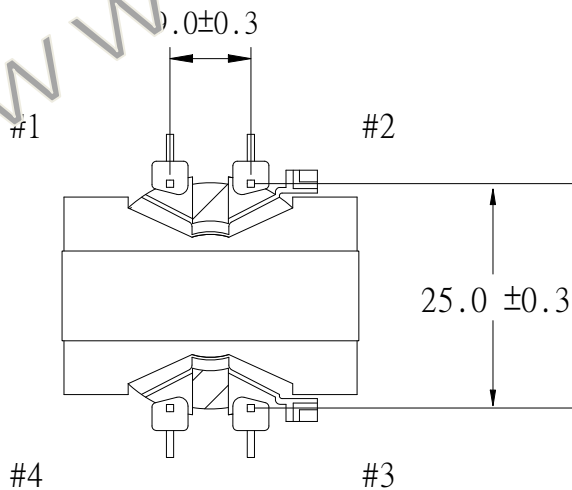
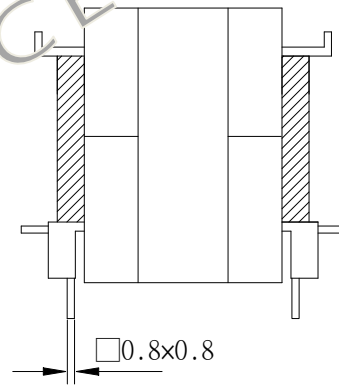
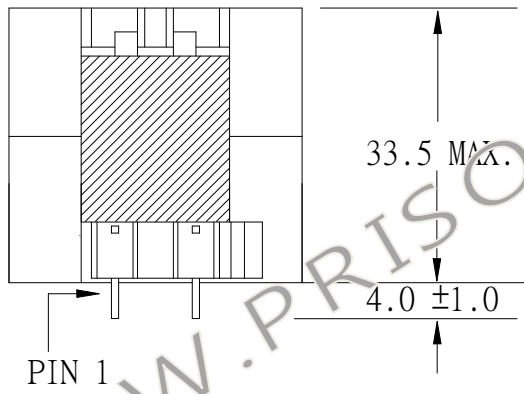
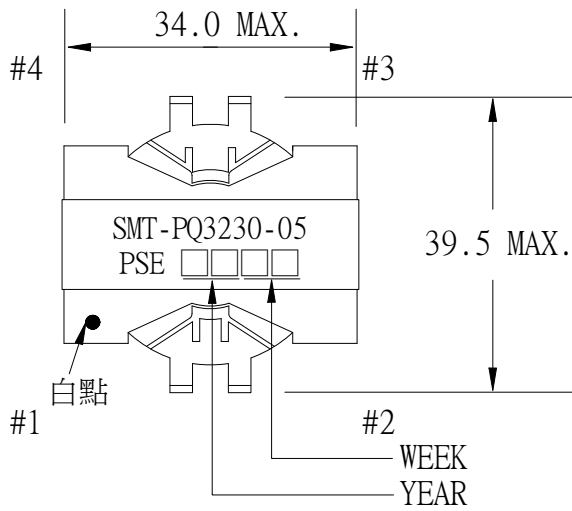
## NOTE:

1. EPOXY FIXED BETWEEN CORE & CORE (TTL:4 POINTS)
2. EPOXY FIXED TOP OF BOBBIN & CORE.(ONE POINT)
3. PIN 1 NO
4. SOLDER POINT CAN NOT BE OVER STAND OFF

UNIT: mm

REPORT BY	CHECK BY	APPROVED BY	CUSTOMER :	DATE	
			PART NO : SMT-PQ3230-01	REV NO.	
			ISSUE NO : 83P-14003	PAGE	4 - 1

# 1. MECHANICAL & ASSEMBLY :



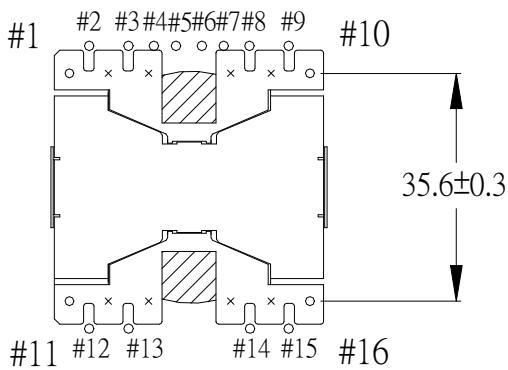
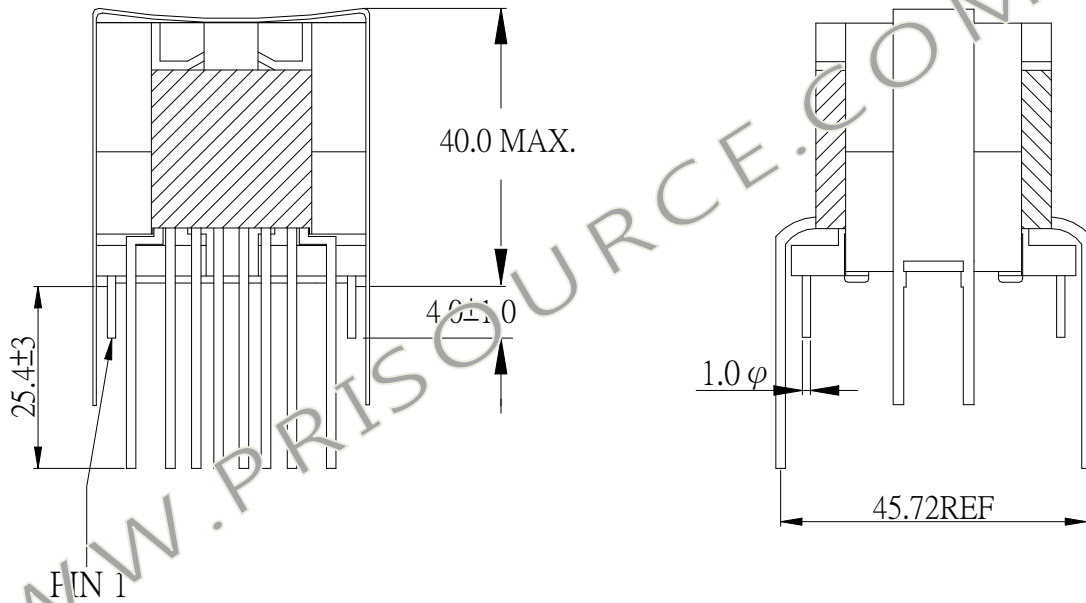
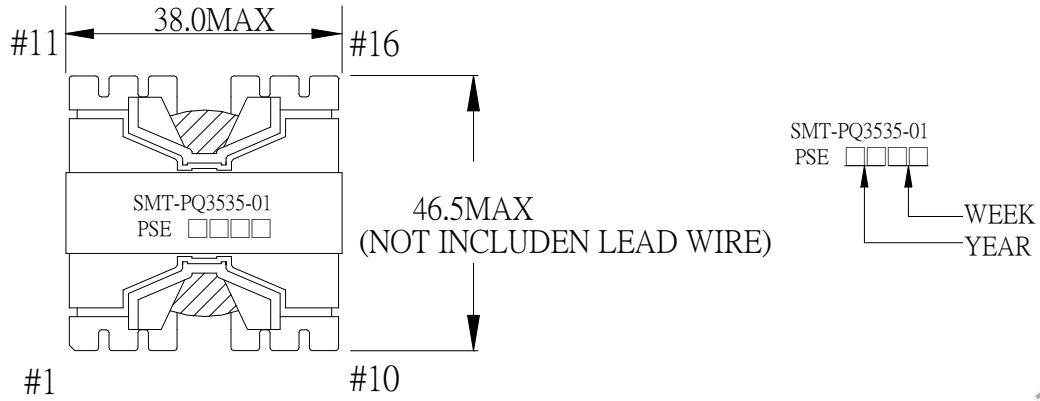
## NOTE:

1. ADHESIVE EP-106 FIXED BETWEEN CORE & CORE (TTL:2 POINTS)
2. ADHESIVE EP-106 TOP OF BOBBIN & CORE. (ONE POINT).
3. ADHESIVE KE-45W ON CORE CENTER LEG(ONE POINT)

UNIT : m/ m

REPORT BY	CHECK BY	APPROVED BY	CUSTOMER :	DATE	
			PART NO : SMT-PQ3230-05	REV NO.	
			ISSUE NO : 82P-10032	PAGE	4 - 1

1. MECHANICAL & ASSEMBLY :



NOTE:

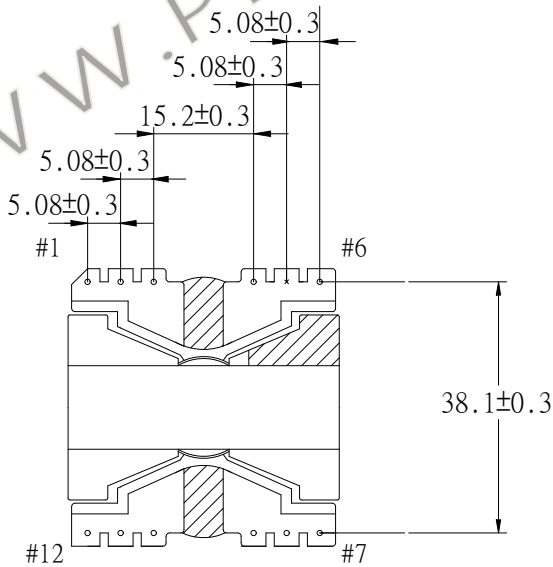
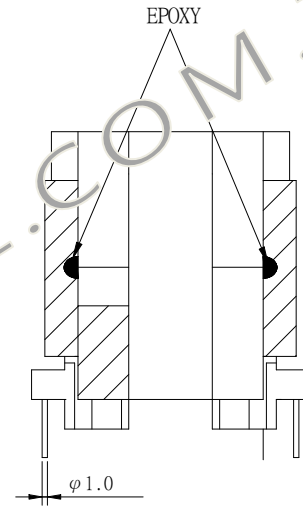
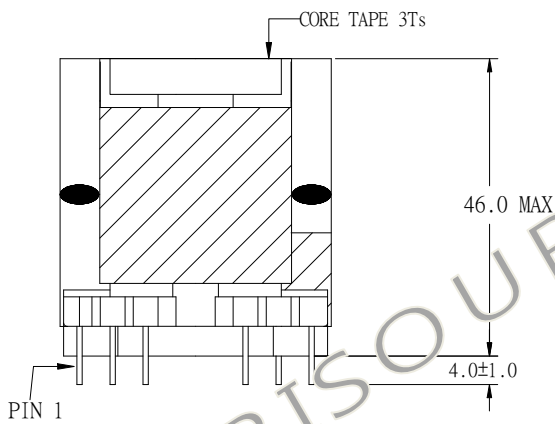
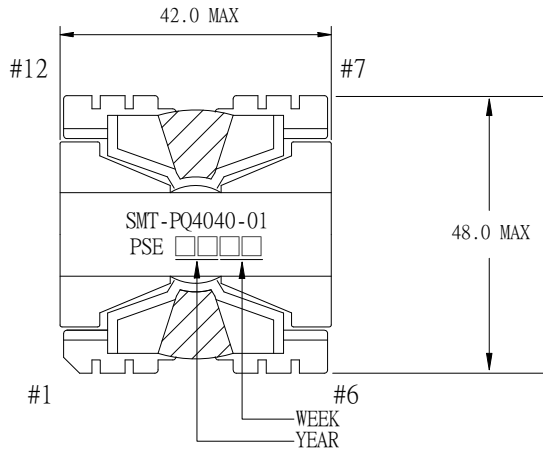
1. ADHESIVE EP-138 FIXED BETWEEN CORE & CORE (TTL:2 POINTS)
2. ADHESIVE EP-138 FIXED TOP OF BOBBIN & CORE.(ONE POINT)
3. PIN 2,3,4,5,8,9,10,11 NO

UNIT : m/ m

REPORT BY	CHECK BY	APPROVED BY	CUSTOMER :	DATE	
			PART NO : SMT-PQ3535-01	REV	
			ISSUE NO : 83P-13014	PAGE	4 - 1



# 1. MECHANICAL & ASSEMBLY :



**NOTE:**

1. EPOXY FIXED BETWEEN CORE & CORE (TTL:4 POINTS) EPOXY FIXED TOP OF BOBBIN & CORE.(ONE POINT).
2. ADHESIVE EP-106 FIXED BETWEEN CORE & CORE (TTL:2 POINTS)
3. PIN 5 NO.

UNIT: m/m

REPORT BY	CHECK BY	APPROVED BY	CUSTOMER :	DATE	
			PART NO : SMT-PQ4040-01	REV NO.	
			ISSUE NO : 54P-12017	PAGE	4 - 1